

Channel Gate Data Sheet

450mm 2mtr



VALVE GENERAL DESCRIPTION

Class	N/A
Port	Full Port
Type	Channel Gate
Body Construction	Fabricated Steel
End Flange Requirements (if optioned)	One End AS2129 Table D
Weld on spigot (if optioned)	One End OD/ID to suit pipe
Grout in spigot	One End to suit Class 2 ID of concrete pipe

PRESSURE AND TEMPERATURE DESIGN

Operable Temperature Range	-29 to 50 deg C (seal dependent)
Allowable Pressure	Max pressure/ head allowable designated by model of gate

VALVE DESIGN AND STANDARDS

Body	Support Frame
General Valve Design	Sliding Gate
Shell Wall Thickness	4 mm
Face to Face Dimension	N/A
End Flange Dimensions and Flange Gasket Facing	To Suit AS2129 Table D

CONSTRUCTION AND MATERIALS

Body	Hot Dipped Galvanized to AS/NZS 4680-2006
Flap Disc	Hot Dipped Galvanized to AS/NZS 4680-2006
Bolting	Class 70 or 4.6 AS 1111
Mast Bearings	Self Aligning
Top Roller Lock	N/A
Bottom Roller Lock	N/A
Axle Roller and Door Guide	Self Lubricating Bushed/ Bronze Construction

SIZE RANGE

Nominal Size Range	DN 450
--------------------	--------

INSPECTION STANDARDS

Pressure Test	Required 1.22 x Rating
Inspection Requirements	N/A
Fire Test	N/A
Marking	Max Allowable Head 2mtrs
Material Certification	N/A


ACTUATION

Actuation	Manual Handwheel/ Hydraulic
-----------	-----------------------------



Channel Gate Data Sheet

450mm 4mtr



VALVE GENERAL DESCRIPTION	
Class	N/A
Port	Full Port
Type	Channel Gate
Body Construction	Fabricated Steel
End Flange Requirements (if optioned)	One End AS2129 Table D
Weld on spigot (if optioned)	One End OD/ID to suit pipe
Grout in spigot	One End to suit Class 2 ID of concrete pipe

PRESSURE AND TEMPERATURE DESIGN	
Operable Temperature Range	-29 to 50 deg C (seal dependent)
Allowable Pressure	Max pressure/ head allowable designated by model of gate

VALVE DESIGN AND STANDARDS	
Body	Support Frame
General Valve Design	Sliding Gate
Shell Wall Thickness	6 mm
Face to Face Dimension	N/A
End Flange Dimensions and Flange Gasket Facing	To Suit AS2129 Table D

CONSTRUCTION AND MATERIALS	
Body	Hot Dipped Galvanized to AS/NZS 4680-2006
Flap Disc	Hot Dipped Galvanized to AS/NZS 4680-2006
Bolting	Class 70 or 4.6 AS 1111
Mast Bearings	Self Aligning
Top Roller Lock	N/A
Bottom Roller Lock	N/A
Axle Roller and Door Guide	Self Lubricating Bushed/ Bronze Construction

SIZE RANGE	
Nominal Size Range	DN 450

INSPECTION STANDARDS	
Pressure Test	Required 1.22 x Rating
Inspection Requirements	N/A
Fire Test	N/A
Marking	Max Allowable Head 4mtrs
Material Certification	N/A

ACTUATION	
Actuation	Manual Handwheel/ Hydraulic



Channel Gate Data Sheet

450mm 6mtr



VALVE GENERAL DESCRIPTION	
Class	N/A
Port	Full Port
Type	Channel Gate
Body Construction	Fabricated Steel
End Flange Requirements (if optioned)	One End AS2129 Table D
Weld on spigot (if optioned)	One End OD/ID to suit pipe
Grout in spigot	One End to suit Class 2 ID of concrete pipe

PRESSURE AND TEMPERATURE DESIGN	
Operable Temperature Range	-29 to 50 deg C (seal dependent)
Allowable Pressure	Max pressure/ head allowable designated by model of gate

VALVE DESIGN AND STANDARDS	
Body	Support Frame
General Valve Design	Sliding Gate
Shell Wall Thickness	8 mm
Face to Face Dimension	N/A
End Flange Dimensions and Flange Gasket Facing	To Suit AS2129 Table D

CONSTRUCTION AND MATERIALS	
Body	Hot Dipped Galvanized to AS/NZS 4680-2006
Flap Disc	Hot Dipped Galvanized to AS/NZS 4680-2006
Bolting	Class 70 or 4.6 AS 1111
Mast Bearings	Self Aligning
Top Roller Lock	N/A
Bottom Roller Lock	N/A
Axle Roller and Door Guide	Self Lubricating Bushed/ Bronze Construction

SIZE RANGE	
Nominal Size Range	DN 450


INSPECTION STANDARDS	
Pressure Test	Required 1.22 x Rating
Inspection Requirements	N/A
Fire Test	N/A
Marking	Max Allowable Head 6mtrs
Material Certification	N/A

ACTUATION	
Actuation	Manual Handwheel/ Hydraulic



Channel Gate Data Sheet

500mm 4mtr



VALVE GENERAL DESCRIPTION	
Class	N/A
Port	Full Port
Type	Channel Gate
Body Construction	Fabricated Steel
End Flange Requirements (if optioned)	One End AS2129 Table D
Weld on spigot (if optioned)	One End OD/ID to suit pipe
Grout in spigot	One End to suit Class 2 ID of concrete pipe

PRESSURE AND TEMPERATURE DESIGN	
Operable Temperature Range	-29 to 50 deg C (seal dependent)
Allowable Pressure	Max pressure/ head allowable designated by model of gate

VALVE DESIGN AND STANDARDS	
Body	Support Frame
General Valve Design	Sliding Gate
Shell Wall Thickness	6 mm
Face to Face Dimension	N/A
End Flange Dimensions and Flange Gasket Facing	To Suit AS2129 Table D

CONSTRUCTION AND MATERIALS	
Body	Hot Dipped Galvanized to AS/NZS 4680-2006
Flap Disc	Hot Dipped Galvanized to AS/NZS 4680-2006
Bolting	Class 70 or 4.6 AS 1111
Mast Bearings	Self Aligning
Top Roller Lock	N/A
Bottom Roller Lock	N/A
Axle Roller and Door Guide	Self Lubricating Bushed/ Bronze Construction

SIZE RANGE	
Nominal Size Range	DN 500

INSPECTION STANDARDS	
Pressure Test	Required 1.22 x Rating
Inspection Requirements	N/A
Fire Test	N/A
Marking	Max Allowable Head 4mtrs
Material Certification	N/A

ACTUATION	
Actuation	Manual Handwheel/ Hydraulic



Channel Gate Data Sheet

600mm 4mtr



VALVE GENERAL DESCRIPTION	
Class	N/A
Port	Full Port
Type	Channel Gate
Body Construction	Fabricated Steel
End Flange Requirements (if optioned)	One End AS2129 Table D
Weld on spigot (if optioned)	One End OD/ID to suit pipe
Grout in spigot	One End to suit Class 2 ID of concrete pipe

PRESSURE AND TEMPERATURE DESIGN	
Operable Temperature Range	-29 to 50 deg C (seal dependent)
Allowable Pressure	Max pressure/ head allowable designated by model of gate

VALVE DESIGN AND STANDARDS	
Body	Support Frame
General Valve Design	Sliding Gate
Shell Wall Thickness	6 mm
Face to Face Dimension	N/A
End Flange Dimensions and Flange Gasket Facing	To Suit AS2129 Table D

CONSTRUCTION AND MATERIALS	
Body	Hot Dipped Galvanized to AS/NZS 4680-2006
Flap Disc	Hot Dipped Galvanized to AS/NZS 4680-2006
Bolting	Class 70 or 4.6 AS 1111
Mast Bearings	Self Aligning
Top Roller Lock	N/A
Bottom Roller Lock	N/A
Axle Roller and Door Guide	Self Lubricating Bushed/ Bronze Construction

SIZE RANGE	
Nominal Size Range	DN 600


INSPECTION STANDARDS	
Pressure Test	Required 1.22 x Rating
Inspection Requirements	N/A
Fire Test	N/A
Marking	Max Allowable Head 4mtrs
Material Certification	N/A

ACTUATION	
Actuation	Manual Handwheel/ Hydraulic



Channel Gate Data Sheet

750mm 4mtr



VALVE GENERAL DESCRIPTION	
Class	N/A
Port	Full Port
Type	Channel Gate
Body Construction	Fabricated Steel
End Flange Requirements (if optioned)	One End AS2129 Table D
Weld on spigot (if optioned)	One End OD/ID to suit pipe
Grout in spigot	One End to suit Class 2 ID of concrete pipe

PRESSURE AND TEMPERATURE DESIGN	
Operable Temperature Range	-29 to 50 deg C (seal dependent)
Allowable Pressure	Max pressure/ head allowable designated by model of gate

VALVE DESIGN AND STANDARDS	
Body	Support Frame
General Valve Design	Sliding Gate
Shell Wall Thickness	6 mm
Face to Face Dimension	N/A
End Flange Dimensions and Flange Gasket Facing	To Suit AS2129 Table D

CONSTRUCTION AND MATERIALS	
Body	Hot Dipped Galvanized to AS/NZS 4680-2006
Flap Disc	Hot Dipped Galvanized to AS/NZS 4680-2006
Bolting	Class 70 or 4.6 AS 1111
Mast Bearings	Self Aligning
Top Roller Lock	N/A
Bottom Roller Lock	N/A
Axle Roller and Door Guide	Self Lubricating Bushed/ Bronze Construction

SIZE RANGE	
Nominal Size Range	DN 750

INSPECTION STANDARDS	
Pressure Test	Required 1.22 x Rating
Inspection Requirements	N/A
Fire Test	N/A
Marking	Max Allowable Head 4mtrs
Material Certification	N/A

ACTUATION	
Actuation	Manual Handwheel/ Hydraulic



Channel Gate Data Sheet

900mm 6mtr



VALVE GENERAL DESCRIPTION

Class	N/A
Port	Full Port
Type	Channel Gate
Body Construction	Fabricated Steel
End Flange Requirements (if optioned)	One End AS2129 Table D
Weld on spigot (if optioned)	One End OD/ID to suit pipe
Grout in spigot	One End to suit Class 2 ID of concrete pipe

PRESSURE AND TEMPERATURE DESIGN

Operable Temperature Range	-29 to 50 deg C (seal dependent)
Allowable Pressure	Max pressure/ head allowable designated by model of gate

VALVE DESIGN AND STANDARDS

Body	Support Frame
General Valve Design	Sliding Gate
Shell Wall Thickness	8 mm
Face to Face Dimension	N/A
End Flange Dimensions and Flange Gasket Facing	To Suit AS2129 Table D

CONSTRUCTION AND MATERIALS

Body	Hot Dipped Galvanized to AS/NZS 4680-2006
Flap Disc	Hot Dipped Galvanized to AS/NZS 4680-2006
Bolting	Class 70 or 4.6 AS 1111
Mast Bearings	Self Aligning
Top Roller Lock	N/A
Bottom Roller Lock	N/A
Axle Roller and Door Guide	Self Lubricating Bushed/ Bronze Construction

SIZE RANGE

Nominal Size Range	DN 900
--------------------	--------

INSPECTION STANDARDS

Pressure Test	Required 1.22 x Rating
Inspection Requirements	N/A
Fire Test	N/A
Marking	Max Allowable Head 6mtrs
Material Certification	N/A

ACTUATION

Actuation	Manual Handwheel/ Hydraulic
-----------	-----------------------------



Channel Gate Data Sheet

1050mm 4mtr



VALVE GENERAL DESCRIPTION

Class	N/A
Port	Full Port
Type	Channel Gate
Body Construction	Fabricated Steel
End Flange Requirements (if optioned)	One End AS2129 Table D
Weld on spigot (if optioned)	OD/ID to suit pipe
Grout in spigot	One End to suit Class 2 ID of concrete pipe

PRESSURE AND TEMPERATURE DESIGN

Operable Temperature Range	-29 to 50 deg C (seal dependent)
Allowable Pressure	Max pressure/ head allowable designated by model of gate

VALVE DESIGN AND STANDARDS

Body	Support Frame
General Valve Design	Sliding Gate
Shell Wall Thickness	6 mm
Face to Face Dimension	N/A
End Flange Dimensions and Flange Gasket Facing	To Suit AS2129 Table D

CONSTRUCTION AND MATERIALS

Body	Hot Dipped Galvanized to AS/NZS 4680-2008
Flap Disc	Hot Dipped Galvanized to AS/NZS 4680-2008
Bolting	Class 70 or 4.6 AS 1113
Mast Bearings	Self Aligning
Top Roller Lock	N/A
Bottom Roller Lock	N/A
Axle Roller and Door Guide	Self Lubricating Bushed/ Bronze Construction

SIZE RANGE

Nominal Size Range	DN 1050
--------------------	---------

INSPECTION STANDARDS

Pressure Test	Required 1.22 x Rating
Inspection Requirements	N/A
Fire Test	N/A
Marking	Max Allowable Head 4mtrs
Material Certification	N/A


ACTUATION

Actuation	Manual Handwheel/ Hydraulic
-----------	-----------------------------



Channel Gate Data Sheet

1200mm 4mtr



VALVE GENERAL DESCRIPTION

Class	N/A
Port	Full Port
Type	Channel Gate
Body Construction	Fabricated Steel
End Flange Requirements (if optioned)	One End AS2129 Table D
Weld on spigot (if optioned)	OD/ID to suit pipe
Grout in spigot	One End to suit Class 2 ID of concrete pipe

PRESSURE AND TEMPERATURE DESIGN

Operable Temperature Range	-29 to 50 deg C (seal dependent)
Allowable Pressure	Max pressure/ head allowable designated by model of gate

VALVE DESIGN AND STANDARDS

Body	Support Frame
General Valve Design	Sliding Gate
Shell Wall Thickness	6 mm
Face to Face Dimension	N/A
End Flange Dimensions and Flange Gasket Facing	To Suit AS2129 Table D

CONSTRUCTION AND MATERIALS

Body	Hot Dipped Galvanized to AS/NZS 4680-2008
Flap Disc	Hot Dipped Galvanized to AS/NZS 4680-2008
Bolting	Class 70 or 4.6 AS 1113
Mast Bearings	Self Aligning
Top Roller Lock	YES
Bottom Roller Lock	YES
Axle Roller and Door Guide	Self Lubricating Bushed/ Bronze Construction

SIZE RANGE

Nominal Size Range	DN 1200
--------------------	---------

INSPECTION STANDARDS

Pressure Test	Required 1.22 x Rating
Inspection Requirements	N/A
Fire Test	N/A
Marking	Max Allowable Head 4mtrs
Material Certification	N/A

ACTUATION

Actuation	Manual Handwheel/ Hydraulic
-----------	-----------------------------



Channel Gate Data Sheet

1350mm 4mtr



VALVE GENERAL DESCRIPTION	
Class	N/A
Port	Full Port
Type	Channel Gate
Body Construction	Fabricated Steel
End Flange Requirements (if optioned)	One End AS2129 Table D
Weld on spigot (if optioned)	OD/ID to suit pipe
Grout in spigot	One End to suit Class 2 ID of concrete pipe

PRESSURE AND TEMPERATURE DESIGN	
Operable Temperature Range	-29 to 50 deg C (seal dependent)
Allowable Pressure	Max pressure/ head allowable designated by model of gate

VALVE DESIGN AND STANDARDS	
Body	Support Frame
General Valve Design	Sliding Gate
Shell Wall Thickness	6 mm
Face to Face Dimension	N/A
End Flange Dimensions and Flange Gasket Facing	To Suit AS2129 Table D

CONSTRUCTION AND MATERIALS	
Body	Hot Dipped Galvanized to AS/NZS 4680-2008
Flap Disc	Hot Dipped Galvanized to AS/NZS 4680-2008
Bolting	Class 70 or 4.6 AS 1113
Mast Bearings	Self Aligning
Top Roller Lock	YES
Bottom Roller Lock	YES
Axle Roller and Door Guide	Self Lubricating Bushed/ Bronze Construction

SIZE RANGE	
Nominal Size Range	DN 1350

INSPECTION STANDARDS	
Pressure Test	Required 1.22 x Rating
Inspection Requirements	N/A
Fire Test	N/A
Marking	Max Allowable Head 4mtrs
Material Certification	N/A

ACTUATION	
Actuation	Manual Handwheel/ Hydraulic



Channel Gate Data Sheet

1500mm 4mtr



VALVE GENERAL DESCRIPTION

Class	N/A
Port	Full Port
Type	Channel Gate
Body Construction	Fabricated Steel
End Flange Requirements (if optioned)	One End AS2129 Table D
Weld on spigot (if optioned)	OD/ID to suit pipe
Grout in spigot	One End to suit Class 2 ID of concrete pipe

PRESSURE AND TEMPERATURE DESIGN

Operable Temperature Range	-29 to 50 deg C (seal dependent)
Allowable Pressure	Max pressure/ head allowable designated by model of gate

VALVE DESIGN AND STANDARDS

Body	Support Frame
General Valve Design	Sliding Gate
Shell Wall Thickness	6 mm
Face to Face Dimension	N/A
End Flange Dimensions and Flange Gasket Facing	To Suit AS2129 Table D

CONSTRUCTION AND MATERIALS

Body	Hot Dipped Galvanized to AS/NZS 4680-2008
Flap Disc	Hot Dipped Galvanized to AS/NZS 4680-2008
Bolting	Class 70 or 4.6 AS 1113
Mast Bearings	Self Aligning
Top Roller Lock	YES
Bottom Roller Lock	YES
Axle Roller and Door Guide	Self Lubricating Bushed/ Bronze Construction

SIZE RANGE

Nominal Size Range	DN 1500
--------------------	---------

INSPECTION STANDARDS

Pressure Test	Required 1.22 x Rating
Inspection Requirements	N/A
Fire Test	N/A
Marking	Max Allowable Head 4mtrs
Material Certification	N/A

ACTUATION

Actuation	Manual Handwheel/ Hydraulic
-----------	-----------------------------



Channel Gate Data Sheet

1650mm 4mtr



VALVE GENERAL DESCRIPTION	
Class	N/A
Port	Full Port
Type	Channel Gate
Body Construction	Fabricated Steel
End Flange Requirements (if optioned)	One End AS2129 Table D
Weld on spigot (if optioned)	OD/ID to suit pipe
Grout in spigot	One End to suit Class 2 ID of concrete pipe

PRESSURE AND TEMPERATURE DESIGN	
Operable Temperature Range	-29 to 50 deg C (seal dependent)
Allowable Pressure	Max pressure/ head allowable designated by model of gate

VALVE DESIGN AND STANDARDS	
Body	Support Frame
General Valve Design	Sliding Gate
Shell Wall Thickness	6 mm
Face to Face Dimension	N/A
End Flange Dimensions and Flange Gasket Facing	To Suit AS2129 Table D

CONSTRUCTION AND MATERIALS	
Body	Hot Dipped Galvanized to AS/NZS 4680-2008
Flap Disc	Hot Dipped Galvanized to AS/NZS 4680-2008
Bolting	Class 70 or 4.6 AS 1113
Mast Bearings	Self Aligning
Top Roller Lock	YES
Bottom Roller Lock	YES
Axle Roller and Door Guide	Self Lubricating Bushed/ Bronze Construction

SIZE RANGE	
Nominal Size Range	DN 1650

INSPECTION STANDARDS	
Pressure Test	Required 1.22 x Rating
Inspection Requirements	N/A
Fire Test	N/A
Marking	Max Allowable Head 4mtrs
Material Certification	N/A

ACTUATION	
Actuation	Manual Handwheel/ Hydraulic



Channel Gate Data Sheet

1800mm 4mtr



VALVE GENERAL DESCRIPTION

Class	N/A
Port	Full Port
Type	Channel Gate
Body Construction	Fabricated Steel
End Flange Requirements (if optioned)	One End AS2129 Table D
Weld on spigot (if optioned)	OD/ID to suit pipe
Grout in spigot	One End to suit Class 2 ID of concrete pipe

PRESSURE AND TEMPERATURE DESIGN

Operable Temperature Range	-29 to 50 deg C (seal dependent)
Allowable Pressure	Max pressure/ head allowable designated by model of gate

VALVE DESIGN AND STANDARDS

Body	Support Frame
General Valve Design	Sliding Gate
Shell Wall Thickness	6 mm
Face to Face Dimension	N/A
End Flange Dimensions and Flange Gasket Facing	To Suit AS2129 Table D

CONSTRUCTION AND MATERIALS

Body	Hot Dipped Galvanized to AS/NZS 4680-2008
Flap Disc	Hot Dipped Galvanized to AS/NZS 4680-2008
Bolting	Class 70 or 4.6 AS 1113
Mast Bearings	Self Aligning
Top Roller Lock	YES
Bottom Roller Lock	YES
Axle Roller and Door Guide	Self Lubricating Bushed/ Bronze Construction

SIZE RANGE

Nominal Size Range	DN 1800
--------------------	---------

INSPECTION STANDARDS

Pressure Test	Required 1.22 x Rating
Inspection Requirements	N/A
Fire Test	N/A
Marking	Max Allowable Head 4mtrs
Material Certification	N/A

ACTUATION

Actuation	Manual Handwheel/ Hydraulic
-----------	-----------------------------

