



**Rodney  
Industries**

A Division of Vinidex Pty Limited

TRAVELLING IRRIGATORS

# TURBO WINCH



**Rodney Industries**

A Division of Vinidex Pty Limited

Phone:

07 3624 0300

Email:

[sales@rodneyind.com.au](mailto:sales@rodneyind.com.au)

Web:

[www.rodneyind.com.au](http://www.rodneyind.com.au)





# IRRIGATION EXCELLENCE

*The Rodney Industries' Turbo Winch is the ideal machine for irrigating sporting fields right through to medium scale crops.*

There are many other features that allow our Turbo Winch Travelling Irrigators to stand out from the competitors, here are just a few:

- Australian designed and manufactured
- Radial inflow turbine
- Fully galvanized chassis
- Travel shut off mechanism
- Industrial type 4 speed gearbox
- Four wheel stance
- Safe and easy operation
- Robust construction
- Spare parts and backup service available


“ *The four wheel stance makes the Turbo Winch perfect for uneven terrain.* ”

## FEATURES




### RADIAL INFLOW TURBINE

- Delivers high torque at low RPMs.
- Efficient when under load.
- Full power available when most needed - near end of run.



### INDUSTRIAL TYPE 4-SPEED GEARBOX

- Speed of travel to suit any crop can be easily selected.
- Extremely flexible speed range.



### HOSE REEL DRIVE RELEASE

- Manually disengage drive for easy hose layout.

# THE RANGE

RI 350T



RI 450T




Sprinkler:	Nelson SR150 21° - Nelson SR200 21°	Nelson SR150 21° - Nelson SR200 21°
Hose:	3" to 3.5" Hose up to 200m 4" Hose up to 150m	4" to 4.5" Hose up to 200m
Flow Rate:	12.43 to 34.42 litres per second	18.65 to 53.99 litres per second
Operating Pressure Range:	482 to 620 kPa	482 to 620 kPa
Travel Distance Per Run:	Up to 400 metres	Up to 400 metres
Wetted Width:	92 to 132 metres	104 to 146 metres
Driving Mechanism:	Exclusive Radial Inflow Turbine. Specifically designed for travelling irrigator requirements. Delivers high torque at low RPMs; especially efficient when under load.	Exclusive Radial Inflow Turbine. Specifically designed for travelling irrigator requirements. Delivers high torque at low RPMs; especially efficient when under load.
Construction:	Robust construction. Easily attaches to towing vehicle no jack needed to support draw bar.	Robust construction. Easily attaches to towing vehicle no jack needed to support draw bar.
Hose Reel:	Fully welded, galvanized hose reel.	Fully welded, galvanized hose reel.



## WHEN PERFORMANCE MATTERS

In the field of large-volume sprinklers, Nelson Big Guns® are recognized the world over as the leader in quality and performance. They are engineered and precision manufactured for heavy-duty reliability and long wear life with minimum maintenance required. Every Nelson Big Gun® is subjected to the toughest inspection testing and quality control standards in the industry.



### ROBUST CONSTRUCTION

- Easy to tow.
- No jack needed to support draw bar.
- Pivoting from axle adjusts to uneven terrain.



### PURGE PUMP

- High quality, high volume.
- Robust purge for faster, trouble free purging.



### P.T.O. CONNECTIONS AT FRONT

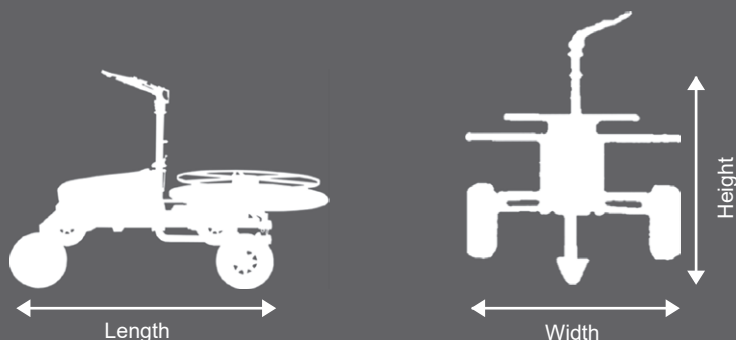
- Hose purge and hose wind-up operations are carried out from the towing position. This means machine anchorage and convenience of operation.



# SPECIFICATIONS

Model Sprinkler	Sprinkler	Nozzle Diameter		Sprinkler Pressure		Flow Rate	Wetted Width	Lane Spacing (approx.)	Approx. Area P/Run	300m (15 Chain) Run Gross Application				Approx. Area P/Run	400m (20 Chain) Run Gross Application				Average Precipitation Rate (Full Circle)	
		mm	Inch	kPa	P.S.I.	L/S	m	m	Acre	11 Hr. Run 18" per Min.		22 Hr Run 9" per Min.		Acre	11 Hr. Run 24" per Min.		22 Hr. Run 12" per Min.		mm p/h	
										mm	Inch	mm	Inch		mm	Inch	mm	Inch		
RI 350T	Nelson SR150 21°	27.4	1.08	482	70	12.43	92	60	4.45	27.1	1.07	54.6	2.15	5.94	20.5	0.81	40.8	1.61	7.6	
				551	80	13.27	94	61	4.59	28.1	1.11	56.3	2.22	6.12	21	0.83	42.4	1.67	7.6	
		30.0	1.18	482	70	15.47	98	64	4.73	32.0	1.26	63.7	2.51	6.30	23.8	0.94	48.0	1.89	8.3	
				551	80	16.45	101	66	4.89	32.7	1.29	65.7	2.59	6.52	24.6	0.97	49.2	1.94	8.3	
		32.0	1.26	482	70	18.65	104	68	5.02	36.3	1.43	72.6	2.86	6.70	27.1	1.07	54.3	2.14	8.8	
				551	80	19.86	106	69	5.16	37.5	1.48	75.1	2.96	6.88	28.1	1.11	56.3	2.22	9.1	
	34.0	1.34	482	70	22.44	108	70	5.23	41.9	1.65	83.8	3.30	6.96	31.4	1.24	62.9	2.48	9.9		
			551	80	24.03	112	73	5.45	43.1	1.70	86.3	3.40	7.28	32.2	1.27	64.5	2.54	9.9		
	RI 450T	Nelson SR200 21°	32.8	1.29	551	80	18.35	107	70	5.15	34.5	1.36	69.3	2.73	6.89	25.9	1.02	52.0	2.05	8.3
					620	90	19.56	110	72	5.30	35.8	1.41	71.6	2.82	7.04	26.9	1.06	53.7	2.12	8.3
			37.1	1.46	551	80	24.03	116	75	5.60	41.9	1.65	83.8	3.30	7.40	31.4	1.27	62.7	2.47	9.1
					620	90	25.55	120	78	5.80	42.9	1.69	85.8	3.38	7.70	32.2	1.27	64.5	2.54	9.1
39.6			1.56	551	80	28.13	122	79	5.85	46.7	1.84	93.4	3.68	7.80	35	1.38	70.1	2.76	9.9	
				620	90	30.03	126	82	6.05	48.2	1.90	96.2	3.79	8.10	36.3	1.43	72.3	2.85	9.9	
42.2		1.66	551	80	32.53	127	83	6.15	51.5	2.03	102.8	4.05	8.20	38.6	1.52	77.2	3.04	10.4		
			620	90	34.42	132	86	6.35	52.8	2.08	105.4	4.15	8.50	39.6	1.56	78.9	3.11	10.4		
44.2		1.74	551	80	37.23	132	86	6.35	56.8	2.24	114.0	4.49	8.50	42.6	1.68	85.5	3.37	11.1		
			620	90	39.50	136	88	6.60	58.4	2.30	116.8	4.60	8.55	43.8	1.72	89.6	3.45	11.1		
46.5		1.83	551	80	42.61	136	88	6.60	62.9	2.48	125.9	4.96	8.55	47.2	1.86	94.4	3.72	11.9		
			620	90	45.19	140	91	6.80	64.7	2.55	129.5	5.10	8.87	48.5	1.91	97.1	2.82	11.9		
49.0	1.93	551	80	50.88	142	92	6.85	72.1	2.84	144.5	5.69	9.04	54.1	2.13	108.4	4.27	12.9			
		620	90	53.99	146	95	7.05	74.4	2.93	148.8	5.86	9.39	55.8	2.19	111.6	4.40	12.9			

# WEIGHTS & DIMENSIONS



Model	Ground Clearance (mm)	Length (mm)	Width (mm)	Height (mm)	Weight (kgs)
RI 350T	250	4000	1830	2000	875
RI 450T	250	4500	1950	2000	1200

Please note weights and dimensions are to be used as a guide only. Contact Rodney Industries or your local distributor for more detailed specifications.

Weight does not include gun or hose.