



**Rodney
Industries**

A Division of Vinidex Pty Limited

TRAVELLING IRRIGATORS

WATER WINCH



Rodney Industries

A Division of Vinidex Pty Limited

Phone: 07 3624 0300
Email: sales@rodneyind.com.au
Web: www.rodneyind.com.au



IRRIGATION EXCELLENCE

The Rodney Industries' Water Winch is the ideal machine for irrigating sporting fields right through to medium scale crops.

We understand that every irrigation project is different. With our range of Water Winch Travelling Irrigators, you can take our base model and add the options you need – brake kit, purge kit etc.


There are many other features that allow our Water Winch Travelling Irrigators to stand out from the competitors, here are just a few:

- Australian designed and manufactured
- Piston type water motor
- Positive drive via winch
- Cable and anchor
- Hot dip galvanized
- Self – propelled
- Safe and easy operation
- Auto stop
- Heavy duty design
- P.T.O hose reel
- Adjustable speed
- Spare parts and backup service available




“ A great machine for dust suppression on mine and building sites. ”

FEATURES




FULLY WELDED HOSE REEL

- Rigid galvanized hose reel.
- Protects drive train from the elements.



SIMPLE ACTUATING SYSTEM

- Easy adjustment.
- Robust design.
- Low maintenance.



POWERFUL WATER MOTOR

- Large bore double acting cylinder.
- Powerful operation for heavy soil conditions.

THE RI350P



Sprinkler:	Nelson SR100 \ Nelson SR150 \ Nelson SR200
Hose:	2.5" to 3" up to 200m 3" and 3.5" up to 200m 4" up to 150m
Flow Rate:	5.15 to 34.42 litres per second
Operating Pressure Range:	413 to 620 kPa
Travel Distance Per Run:	Up to 400 metres
Wetted Width:	69 to 132 metres
Driving Mechanism:	Double acting cylinder water motor and drive mechanism for reliable services in the heaviest soil conditions.
Construction:	Heavy duty welded steel chassis all hot dip galvanized.



TOUGH TERRAINS?

The type of terrain is a key factor in determining which irrigator to purchase. Some terrains require a machine to have the extra stability from wider tyres. Perhaps you need to reduce rutting in your crop? Or even soil compaction? That's why with the Rodney Industries' Water Winch, Floatation tyres now come standard!



WHEN PERFORMANCE MATTERS

In the field of large-volume sprinklers, Nelson Big Guns® are recognized the world over as the leader in quality and performance. They are engineered and precision manufactured for heavy-duty reliability and long wear life with minimum maintenance required. Every Nelson Big Gun® is subjected to the toughest inspection testing and quality control standards in the industry.




REAR WHEEL BRAKES

- Heavy duty gearbox.
- Simple chain drive.



DUAL ROCKER ARMS

- Drive unit on top of chassis.
- Easy access for maintenance.



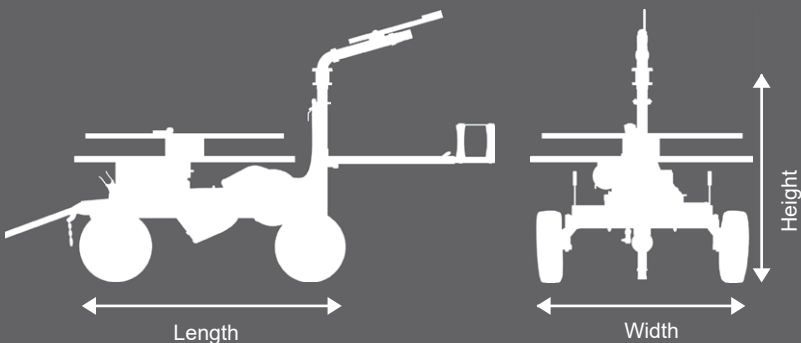
ROLLER BOX

- Telescopic.
- Polyurethane rollers.
- Limits wear on hose.

SPECIFICATIONS

Sprinkler	Nozzle Diameter		Sprinkler Pressure		Flow Rate	Wetted Width	Lane Spacing (approx.)	300m (15 Chain) Run Gross Application						400m (20 Chain) Run Gross Application				Average Precipitation Rate (Full Circle)
								Approx. Area P/Run		11 Hr. Run 18" per Min.		22 Hr Run 9" per Min.		Approx. Area P/Run		11 Hr. Run 24" per Min.		
	mm	Inch	kPa	P.S.I.	L/S	m	m	Acre	mm	Inch	mm	Inch	Acre	mm	Inch	mm	Inch	mm p/h
SR100	18.0	0.712	413	60	5.15	69	45	3.36	14.9	0.59	29.9	1.18	4.48	11.1	0.44	22.3	0.88	5.3
			482	70	5.53	72	47	3.50	15.4	0.61	30.9	1.22	4.66	11.6	0.46	23.3	0.92	5.3
	19.5	0.768	413	60	6.06	71	46	3.43	17.2	0.68	34.5	1.36	4.58	12.9	0.51	25.9	1.02	6.0
			482	70	6.59	74	48	3.59	18.0	0.71	36.0	1.42	4.78	13.4	0.53	26.9	1.06	6.0
	20.6	0.812	413	60	6.97	72	47	3.50	19.5	0.77	39.1	1.54	4.66	14.7	0.58	29.4	1.16	6.8
			482	70	7.43	77	50	3.73	19.5	0.77	39.1	1.54	4.96	14.7	0.58	29.4	1.16	6.3
	21.8	0.857	413	60	7.88	77	50	3.73	20.5	0.81	41.1	1.62	4.96	15.4	0.61	30.9	1.22	6.8
482			70	8.56	81	53	3.95	21.0	0.83	42.1	1.66	5.28	16.0	0.63	32.0	1.26	6.6	
22.7	0.895	413	60	8.94	80	52	3.86	22.6	0.89	45.2	1.78	5.16	17.0	0.67	34.0	1.34	7.1	
		482	70	9.63	86	56	4.16	22.6	0.89	45.2	1.78	5.54	17.0	0.67	34.0	1.34	6.8	
23.6	0.93	413	60	10.38	81	53	3.95	25.6	1.01	51.8	2.02	5.28	19.3	0.76	38.6	1.52	8.1	
		482	70	11.22	87	57	4.22	25.9	1.02	51.5	2.04	5.64	19.5	0.77	39.1	1.54	7.6	
24.5	0.97	413	60	11.60	83	54	4.02	28.1	1.11	56.3	2.22	5.36	21.0	0.83	42.1	1.66	8.6	
		482	70	12.51	89	58	4.30	28.4	1.12	56.8	2.24	5.72	21.3	0.84	42.6	1.68	8.1	
SR150	21.8	0.86	482	70	7.58	80	52	3.86	19.0	0.75	38.3	1.51	5.15	14.4	0.57	28.9	1.14	6.0
			551	80	8.11	83	54	4.02	19.5	0.77	39.3	1.55	5.36	14.7	0.58	29.4	1.16	6.0
	24.6	0.97	482	70	9.78	86	56	4.16	22.8	0.90	45.9	1.81	5.54	17.2	0.68	34.5	1.36	6.8
			551	80	10.38	89	58	4.30	23.6	0.93	47.2	1.86	5.72	17.7	0.70	35.5	1.40	6.8
	27.4	1.08	482	70	12.43	92	60	4.45	27.1	1.07	54.6	2.15	5.94	20.5	0.81	40.8	1.61	7.6
			551	80	16.45	101	66	4.89	32.7	1.29	65.7	2.59	6.52	24.6	0.97	49.2	1.94	8.3
	30.0	1.18	482	70	15.47	98	64	4.73	32.0	1.26	63.7	2.51	6.30	23.8	0.94	48.0	1.89	8.3
551			80	16.45	101	66	4.89	32.7	1.29	65.7	2.59	6.52	24.6	0.97	49.2	1.94	8.3	
32.0	1.26	482	70	18.65	104	68	5.02	36.3	1.43	72.6	2.86	6.70	27.1	1.07	54.3	2.14	8.8	
		551	80	24.03	112	73	5.45	43.1	1.70	86.3	3.40	7.28	32.2	1.27	64.5	2.54	9.9	
34.0	1.34	482	70	22.44	108	70	5.23	41.9	1.65	83.8	3.30	6.96	31.4	1.24	62.9	2.48	9.9	
		551	80	24.03	112	73	5.45	43.1	1.70	86.3	3.40	7.28	32.2	1.27	64.5	2.54	9.9	
SR200	32.8	1.29	551	80	18.35	107	70	5.15	34.5	1.36	69.3	2.73	6.89	25.9	1.02	52.0	2.05	8.3
			620	90	25.55	120	78	5.80	42.9	1.69	85.8	3.38	7.70	32.2	1.27	64.5	2.54	9.1
	37.1	1.46	551	80	24.03	116	75	5.60	41.9	1.65	83.8	3.30	7.40	31.4	1.27	62.7	2.47	9.1
			620	90	25.55	120	78	5.80	42.9	1.69	85.8	3.38	7.70	32.2	1.27	64.5	2.54	9.1
	39.6	1.56	551	80	28.13	122	79	5.85	46.7	1.84	93.4	3.68	7.80	35.0	1.38	70.1	2.76	9.9
620			90	34.42	132	86	6.35	52.8	2.08	105.4	4.15	8.50	39.6	1.56	78.9	3.11	10.4	
42.2	1.66	551	80	32.53	127	83	6.15	51.5	2.03	102.8	4.05	8.20	38.6	1.52	77.2	3.04	10.4	
		620	90	34.42	132	86	6.35	52.8	2.08	105.4	4.15	8.50	39.6	1.56	78.9	3.11	10.4	

WEIGHTS & DIMENSIONS



Ground Clearance (mm)	Length (mm)	Width (mm)	Height (mm)	Weight (kgs)
250	2450	1830	1800	875

Please note weights and dimensions are to be used as a guide only. Contact Rodney Industries or your local distributor for more detailed specifications.

Weight does not include gun or hose.